

# *Portfolio*

# *2026*

My name is Shane Bonfield, a Dublin-based Senior Designer and Web Developer with 9+ years of experience delivering digital experiences across UX/UI, branding, ecommerce, and frontend development.

# *Intro*

I specialise in taking projects from initial strategy and user experience planning through to final implementation, combining design thinking with practical development expertise.

The following case studies showcase selected projects, outlining my approach from initial discovery and strategy through to UX/UI design, implementation, and final delivery.

# Chimac Suaces

Launch Date:  
2025

Designed on:  
Figma

Built on:  
Shopify

Code Used:  
HTML, CSS,  
Javascript, Liquid

[See More  
chimacsauces.com](https://chimacsauces.com)

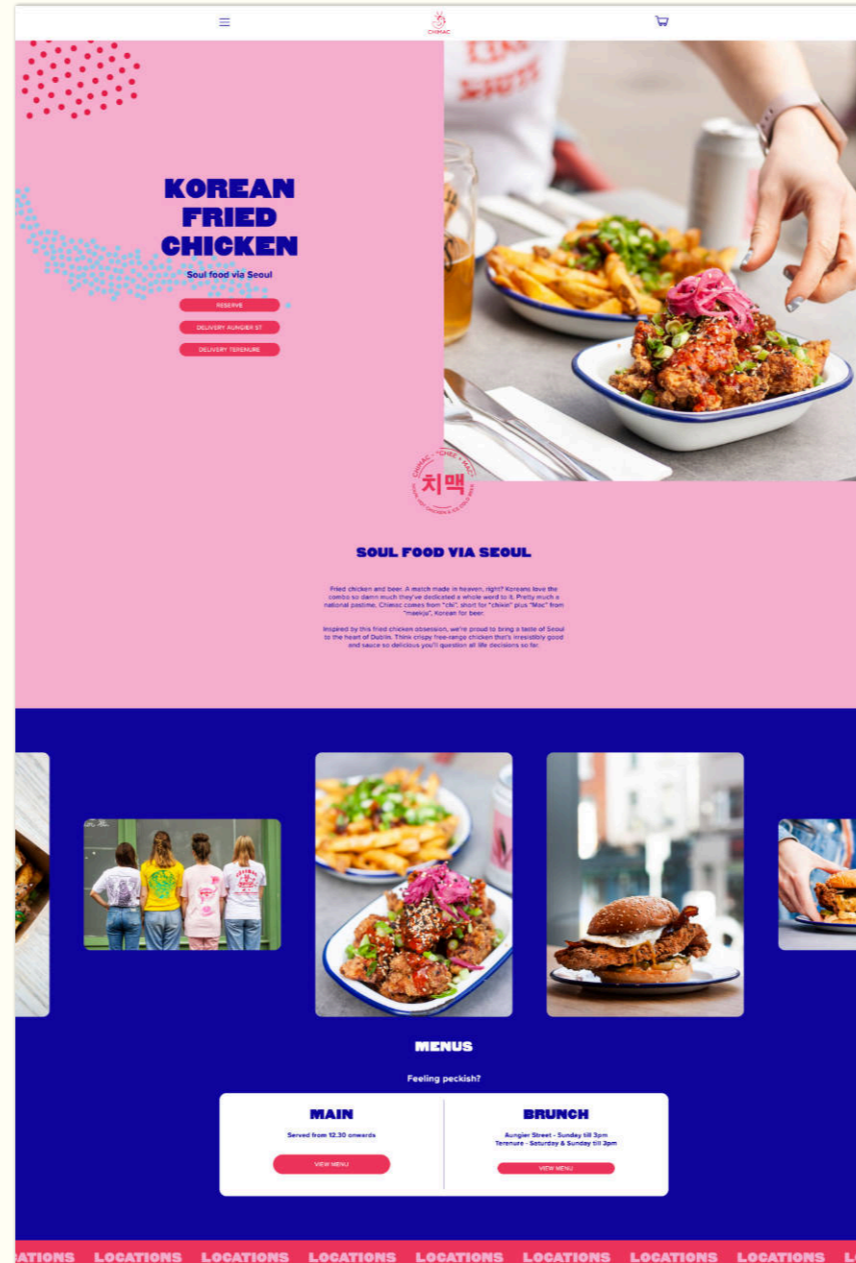


# Overview

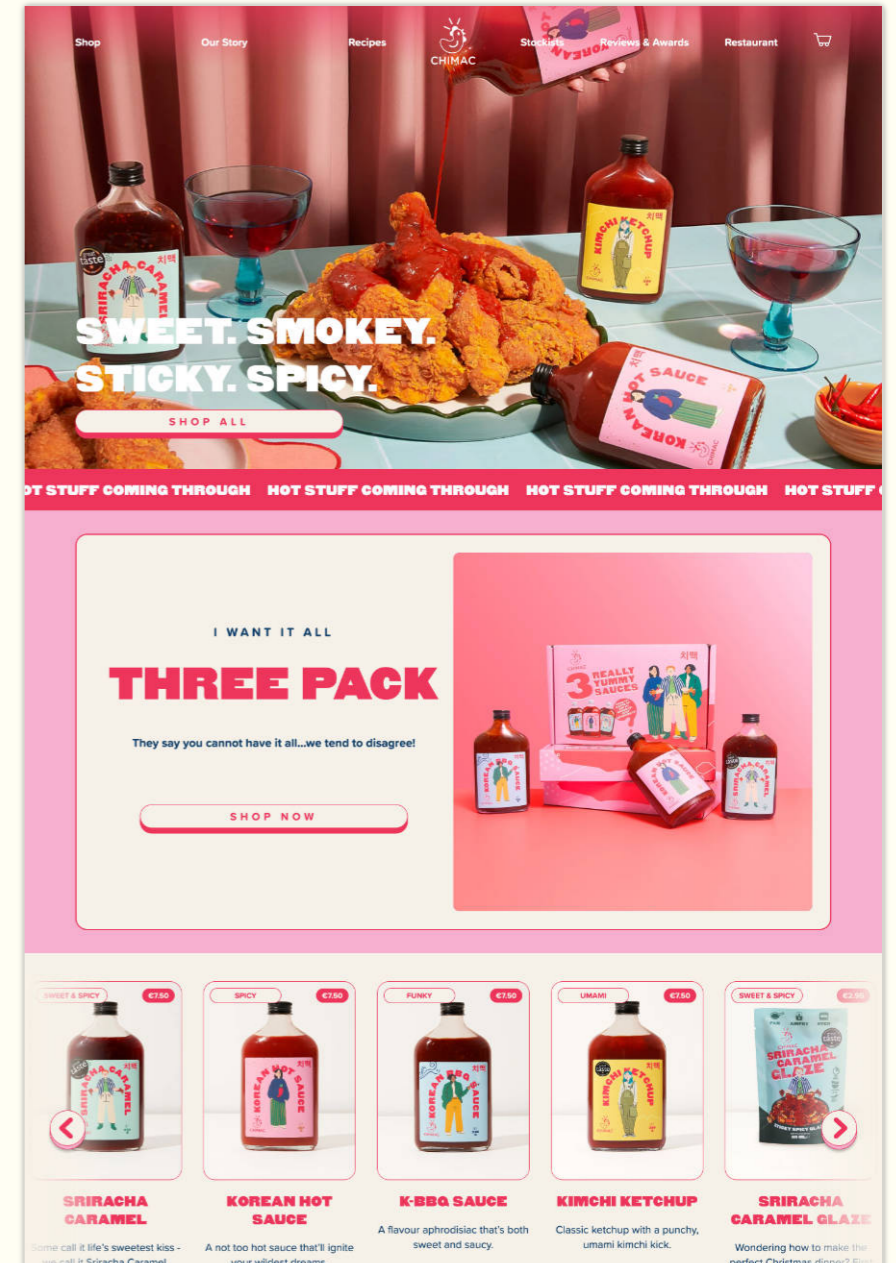
Since opening their first restaurant in 2019, Chimac have become a mainstay in the Dublin restaurant scene, bringing to Ireland the Korean concept of Chimaek (치맥) which comes from “chi”, short for “chikin” plus “mac” from “maekju”, Korean for beer. In years following, they pioneered a range of unique condiments, blending Asian staples with an Irish slant, and were looking to expand their online presence.

In 2025 I was tasked with designing a new Shopify Website, that would drive sales, hone the ecommerce messaging and create a fun and vibrant site more reflective of the brand’s visual identity.

Before



After

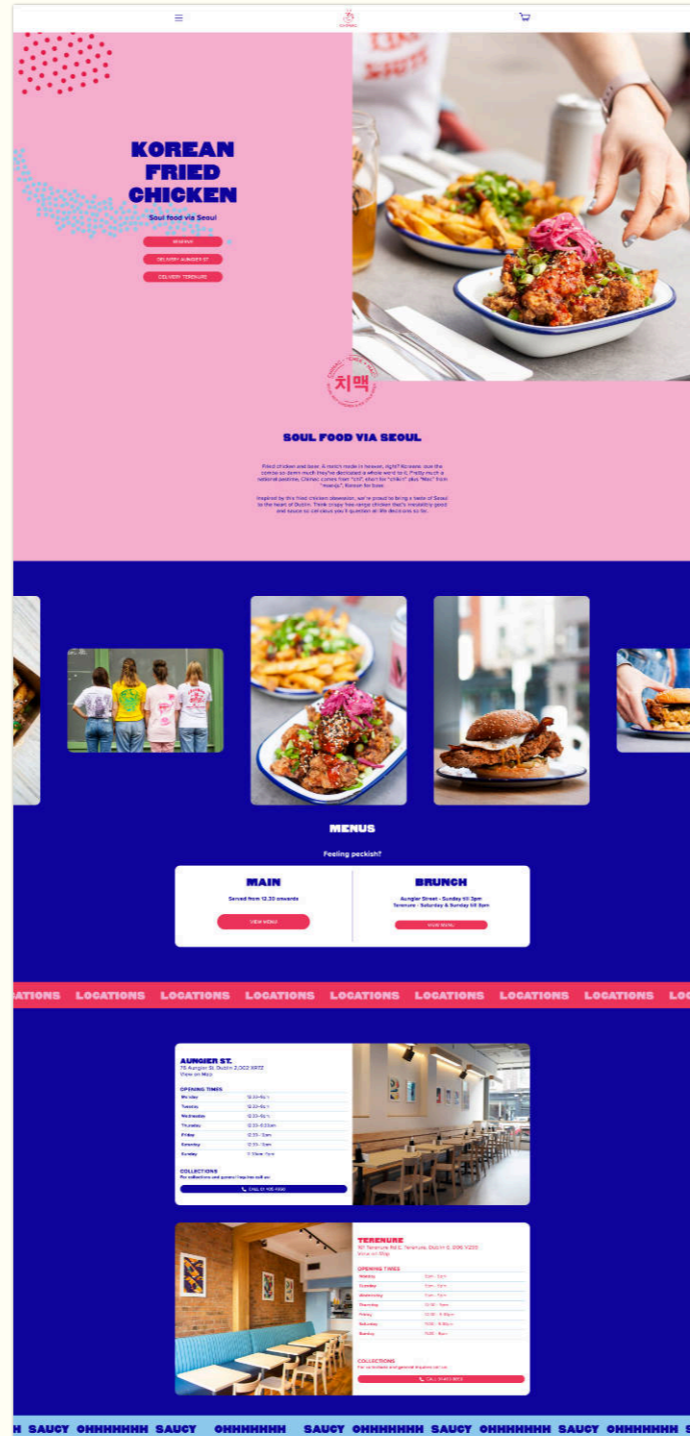


# The Challenge

Due to the split nature of the older site, the restaurant messaging outweighed the ecommerce products, thus leading to poor conversions, unclear user journeys, and a weak online presence for the sauces.

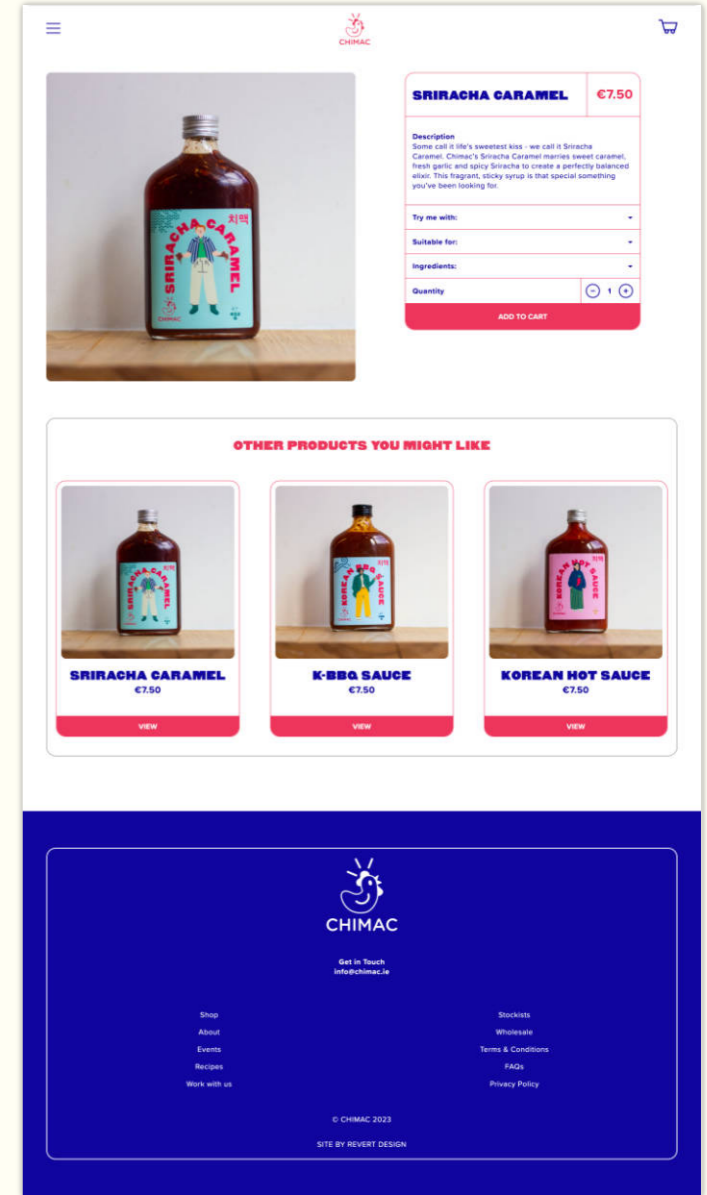
## Key issues raised

- ① Ecommerce products were secondary to restaurant content
- ② Product discovery was limited
- ③ Product content was disconnected from Blog posts
- ④ Mobile interactions lacked feedback states



Left  
Homepage heavily weighted towards restaurant content, with products positioned well below the fold

Right  
Product page offered limited upselling opportunities and lacked direct links to supporting blog content

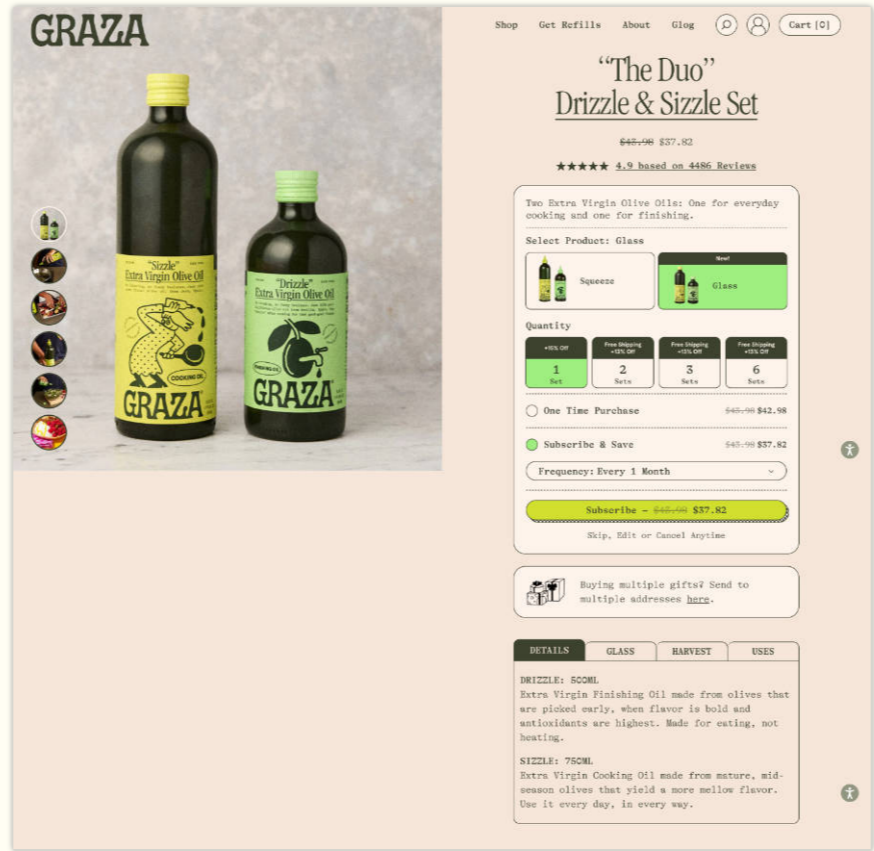


# Research & Strategy

Competitor analysis and sales observations highlighted opportunities to improve product discovery, increase average order value, and better connect editorial content to ecommerce journeys.

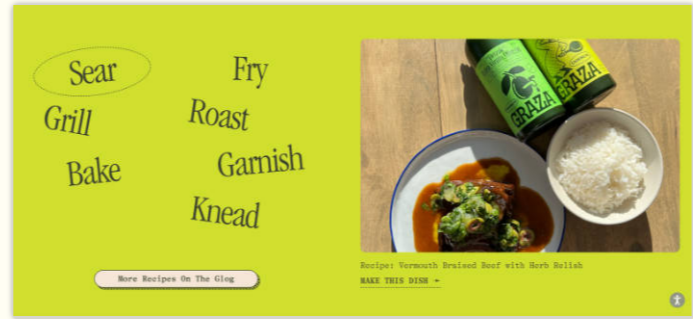
## Areas of investigation and exploration

- ① Investigated bulk-buy and subscription sales strategies
- ② Honed in on product page and simplified copy
- ③ Integrated cross-selling with blog-to-product connections
- ④ Developed Interactive cart feedback and mobile interaction states



**Left**  
Graza Olive Oil utilised subscription and bulk-purchase options alongside a simplified product layout, creating a perception of ongoing value and encouraging higher conversion rates

**Below**  
Omsom Noodles used a simple "How to Cook" section to demonstrate product versatility, presenting an opportunity to leverage recipe content in a similar way for Chimac



**Above**  
Graza employed a dynamic filtering system to showcase different product use cases and improve content discoverability

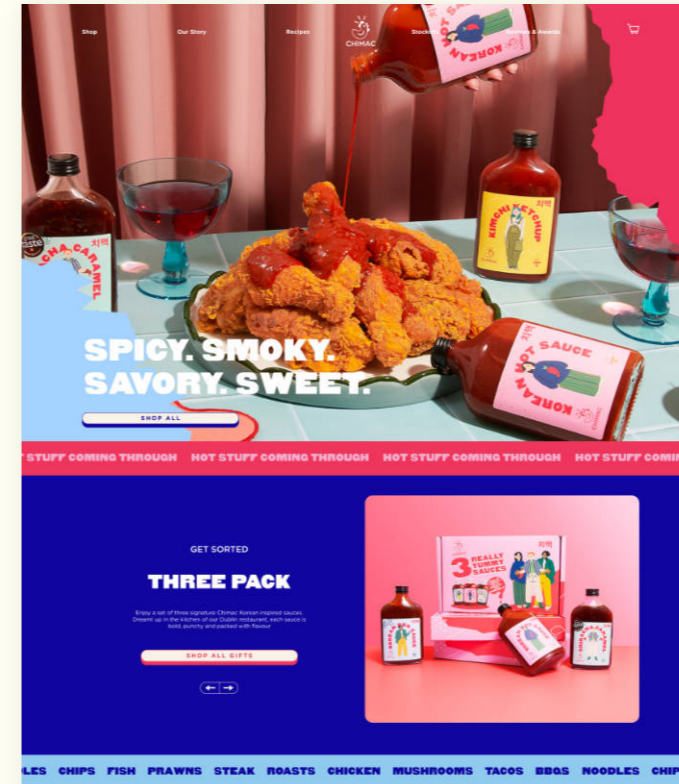


# UX Planning & Component System

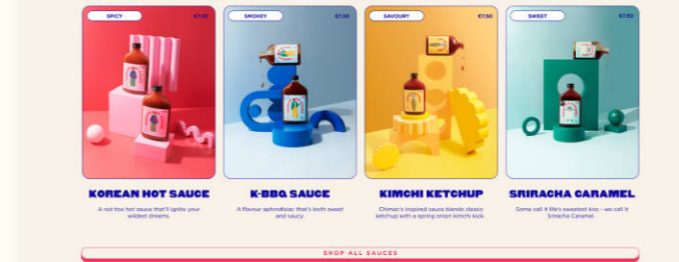
Establishing consistent UI components and content layout and structure through iterative wireframing and client feedback processes.



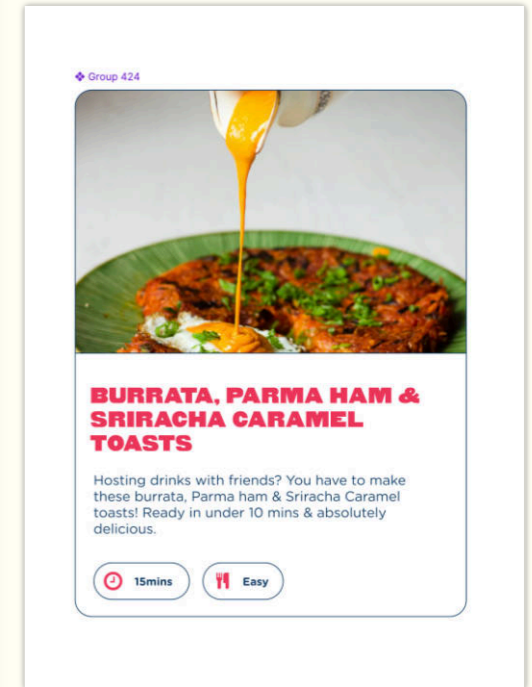
**Above**  
Initial greyscale wireframe exploring homepage structure and content hierarchy



**Right**  
Second-round wireframes iterating on concepts based on initial client feedback



**Far right**  
Early development of the component system, including button styles, blog card layouts, and the establishment of a clear typographic hierarchy



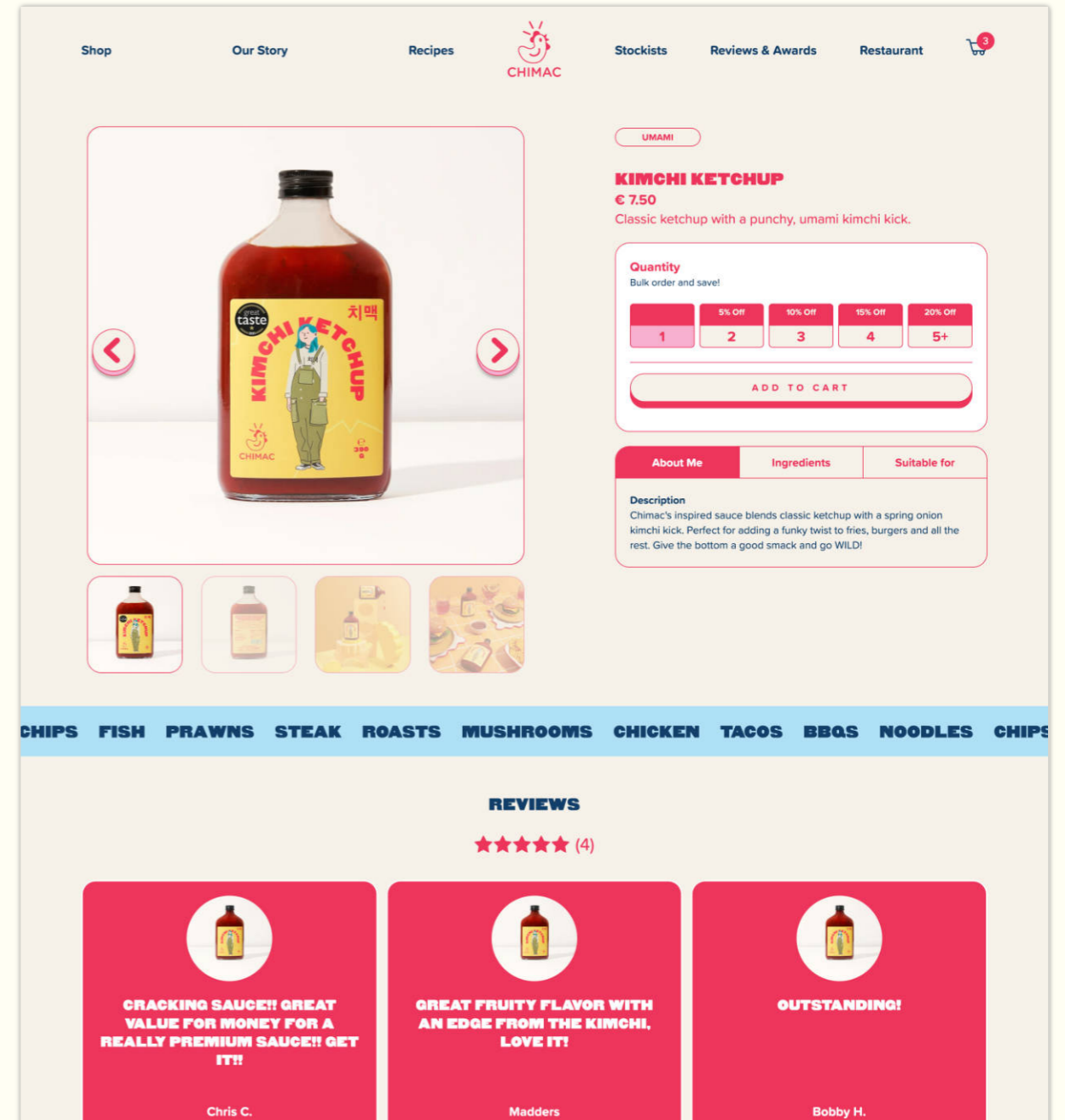
# Final Outcomes

Array of final designs, showcasing enhancements in UX, the shopping experience and content positioning on the products page, shop page, blog post and main blog page.



Mobile product page



Desktop product page



Shop page


Shop Our Story Recipes  Stockists Reviews & Awards Restaurant 

GET SORTED

# THREE PACK


They say you cannot have it all...we tend to disagree!

GET IT NOW



ALL PRODUCTS SAUCES SACHETS MERCH GIFTS


SWEET & SPICY €7.90



**SRIRACHA CARAMEL**

Some call it life's sweetest kiss - we call it Sriracha Caramel.


FUNKY €7.90



**K-BBQ SAUCE**

A flavour aphrodisiac that's both sweet and saucy.


SPICY €7.90



**KOREAN HOT SAUCE**

A not too hot sauce that'll ignite your wildest dreams.


UMAMI €7.90



**KIMCHI KETCHUP**

Classic ketchup with a punchy, umami kimchi kick.


FUNKY €7.90



**CHIMAC ESPRESSO BBQ SAUCE**

A smoky sauce that will put some pep in your step!


SWEET & SPICY €7.90




**JALAPEÑO HONEY SAUCE**

A delicious sweet and spicy sauce, made from freshly pickled jalapenos, vinegar and honey.


GIFTS €19.90



**MINI GIFT BOX**




Blog post page

Shop Our Story Recipes  Stockists Reviews & Awards Restaurant 

Chicken Hot Sauce

## KOREAN HOT CHARCOAL CHICKEN RICE BOWL

15 mins Easy 2



### INGREDIENTS

Two free-range chicken thighs per person (we use ManorFarm)

Chamac Korean Hot Sauce

Sushi rice

Frozen edamame (you could swap in other fresh green veg depending on what you're feeling)

Toasted sesame seeds

Spring onion

### RECIPE

Chop the fat caps off the chicken thigh

Pour on Korean Hot Sauce - you want to coat the chicken so add as much as you'll need depending on how many you're feeding. Massage the chicken gently to ensure it's properly covered

Let the chicken marinade for minimum three hours in the fridge - you can leave it in overnight either

When you're ready to go, cook the sushi rice (we recommend 1:1.5 rice to water) and the edamame as per package instructions. Chop the spring onion finely and light the BBQ.

When the BBQ is nice and hot, pop the thighs directly onto the grill. Don't overcrowd the BBQ, cooking chicken in batches if necessary.


Turn the chicken between 5 - 8 minutes depending on how hot your BBQ is. You'll want it to be slightly charred but not burnt.

Allow to cook for another 5 mins on the other side and then check if it is cooked. Either cut into the meat or use a probe to check (it should be 78 degrees or above)

Let the chicken rest for five mins and garnish with sesame seeds and spring onion.

Get the bowls ready - layer rice and add chicken, edamame and any other tasty bits you've got at home!

### GET SORTED




**KOREAN HOT SAUCE**

A not too hot sauce that'll ignite your wildest dreams.

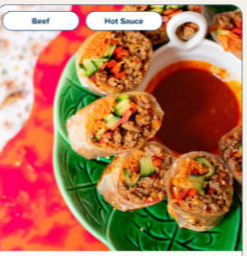
### SUGGESTED RECIPES

BBQ food Beef




**THE BEST BBQ STEAK**

Beef Hot Sauce





**CRISPY PAN-FRIED SUMMER**

Beef Hot Sauce



**HIGH-PROTEIN KOREAN**

Blog page

Shop Our Story Recipes  Stockists Reviews & Awards Restaurant 


BBQ food Lamb

Recipe of the Month

## STICKY K-BBQ LAMB LOIN CHOPS


This one takes about as much effort as opening a bottle of wine. Just two ingredients for the Summer BBQ of your dreams.

40 mins Easy 2



Filter All Recipes


BBQ food Beef



**THE BEST BBQ STEAK SANDWICH OF ALL TIME**

15 mins Easy 2

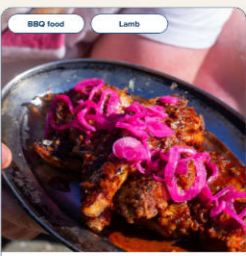
BBQ food Chicken



**K-BBQ BBQ CHICKEN**

2 hours Easy 2+


BBQ food Lamb



**STICKY K-BBQ LAMB LOIN CHOPS**

40 mins Easy 2


Chicken K-BBQ



**CRISPY SKIN PAN-FRIED CHICKEN**

25-30 mins Simple 2

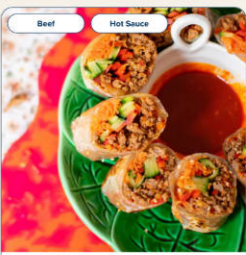
Sriracha Caramel



**LAZY PAN DUMPLINGS**

15 mins Easy 2-3

Beef Hot Sauce



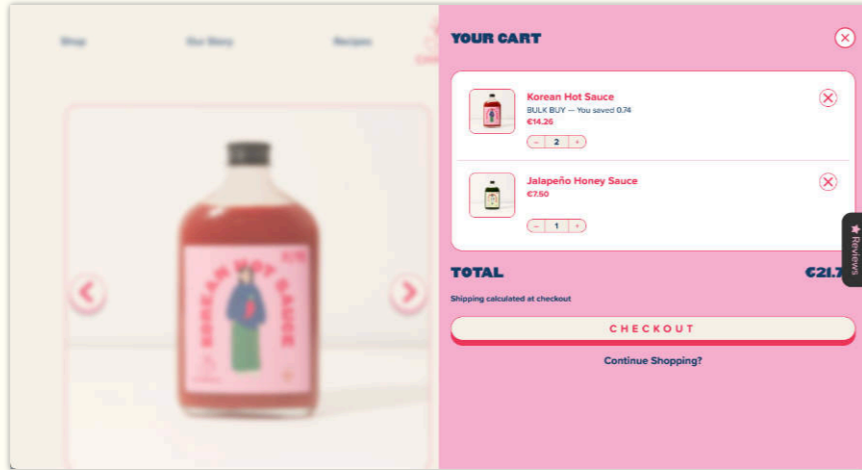
**CRISPY PAN-FRIED SUMMER ROLLS**

20 mins Easy 2-3

## Case Study One | Chimac Sauces

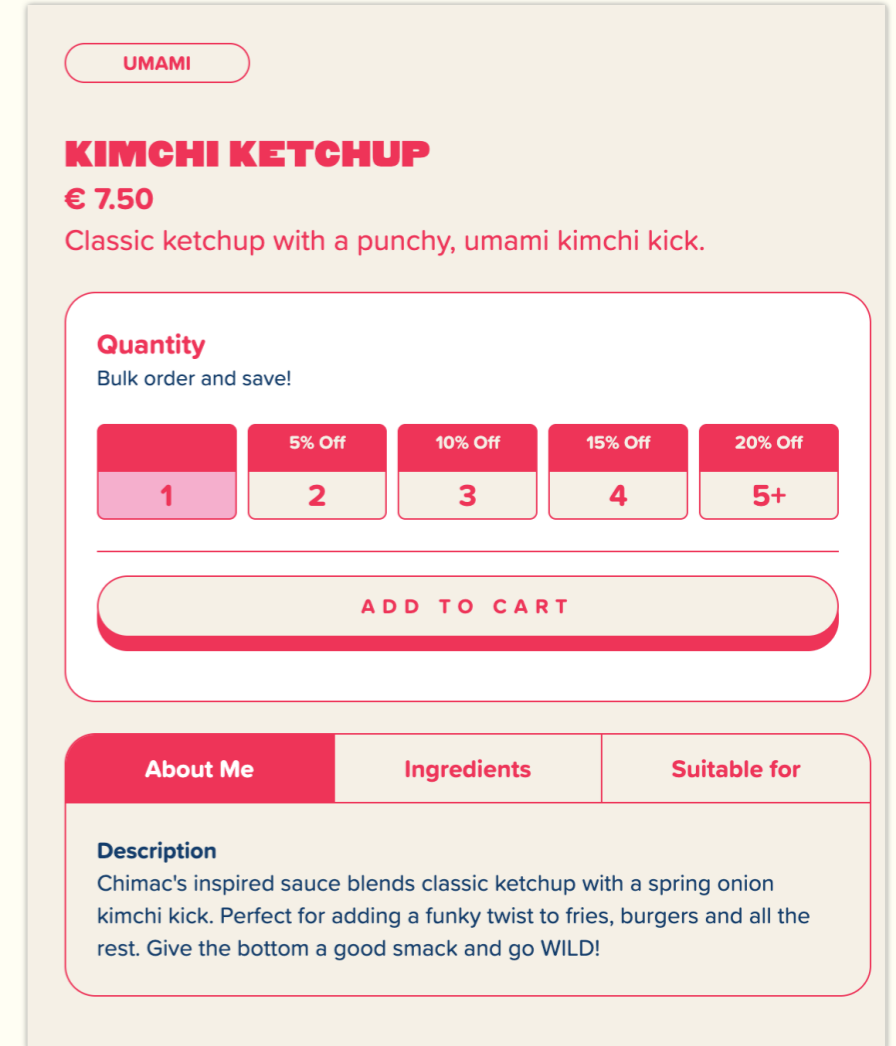
### New Side Cart

Designed to be more responsive and accessible, improving user engagement throughout the purchase journey



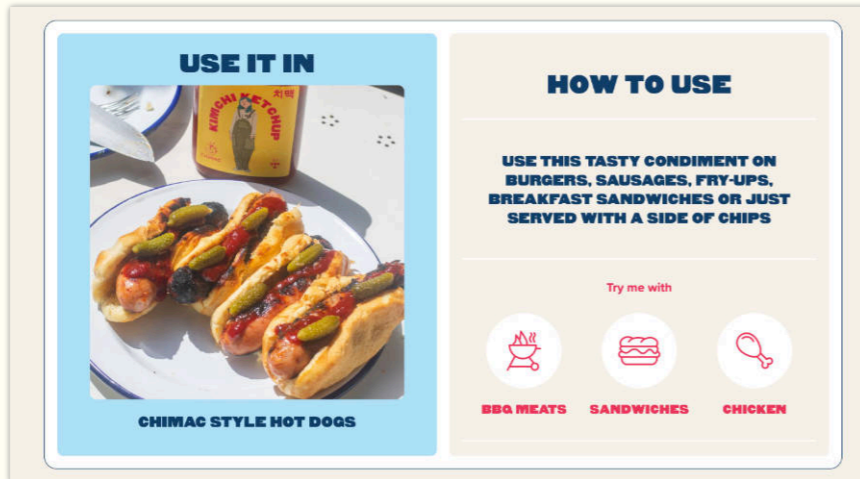
### Refined product page

Condensed descriptive copy, placing greater emphasis on offers and bulk-purchase incentives



### Blog to product link

Direct integration of recipe content within product pages, increasing product awareness and creating additional pathways for exploration



## Reflection

Overall the new site effectively repositioned to an ecommerce objective, while it reinvigorated the brand's tone of voice, bringing the playful aspects to the fore.

The redesign created clear sales paths, consistent UI, a refined mobile experience, a scalable framework for future expansions, and with the introduction of the bulk-buy model, average order value increased.

## A TRUE LOVE STORY

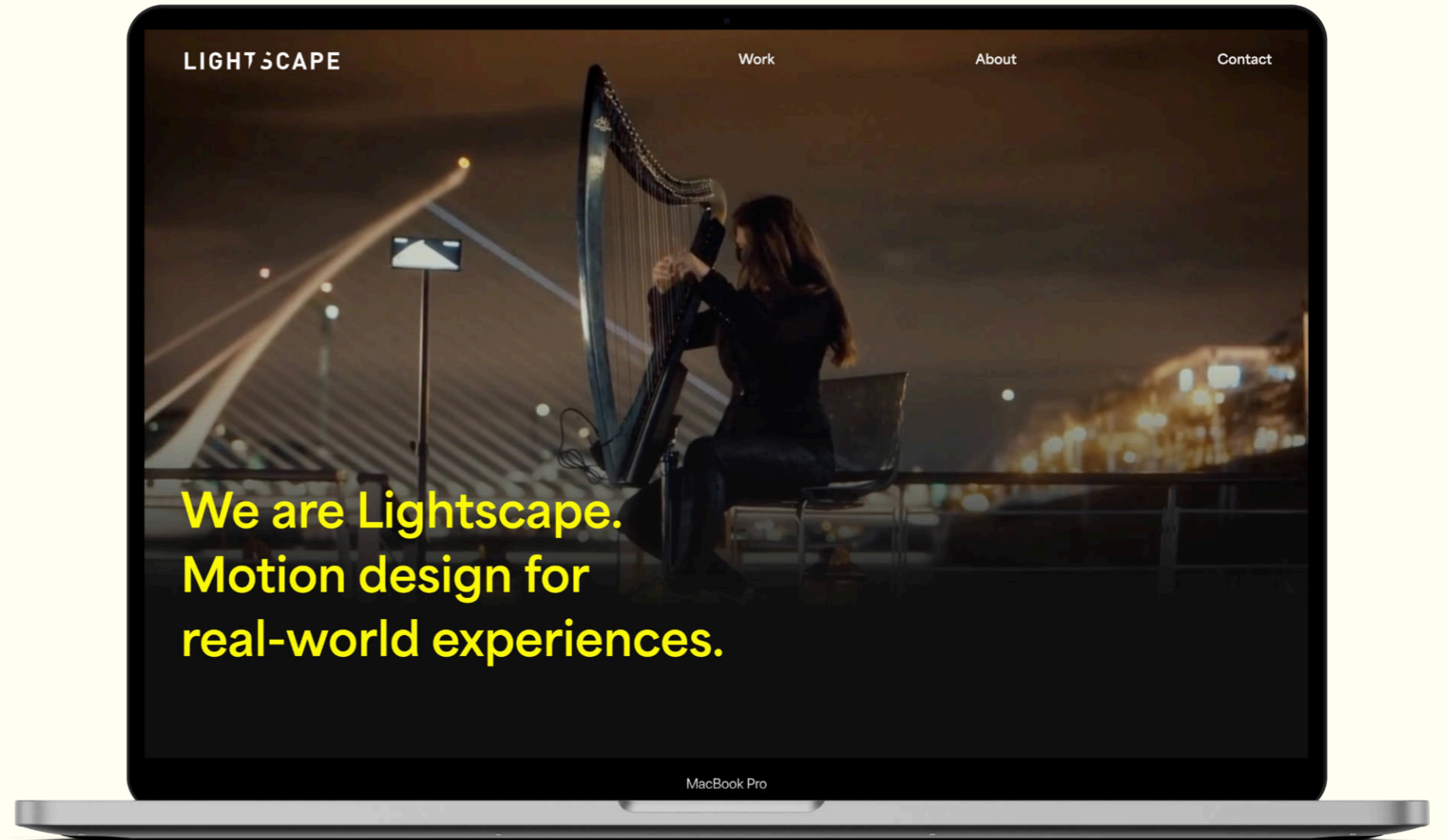
A chaotic, sticky story powered by obsession, infatuation and a deep love of food and flavour. It all started with a trip to South Korea where we (Sofie Rooney & Garret FitzGerald) fell head over heels with the Korean cultural phenomenon "Chimaek". Pretty much a national pastime, the Korean compound word Chimaek (치맥) comes from "chi", short for "chikin" plus "Mac" from "maekju", Korean for beer. That first bite of the crispy, crunchy chicken would change our lives forever..

Find out more about our restaurant below

VISIT OUR RESTAURANT



# *Lightscape*



**Launch Date:**  
2023

**Designed on:**  
Figma

**Built on:**  
Webflow

**Code Used:**  
HTML, CSS, Javascript

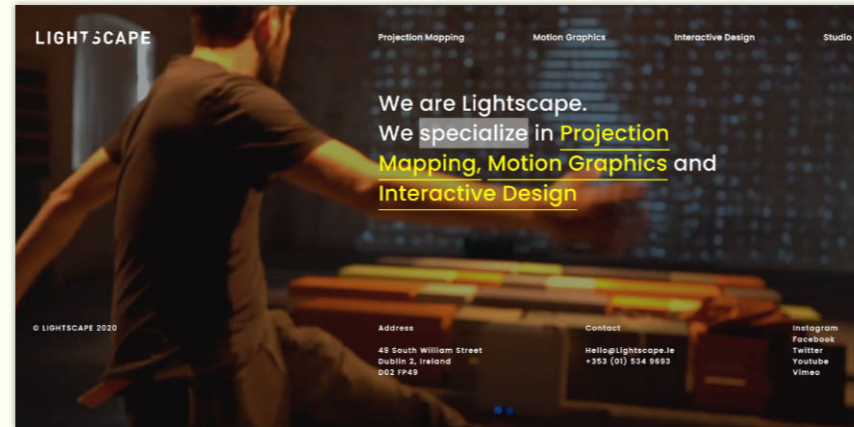
**See More**  
[lightscape.ie](https://lightscape.ie)

# Overview

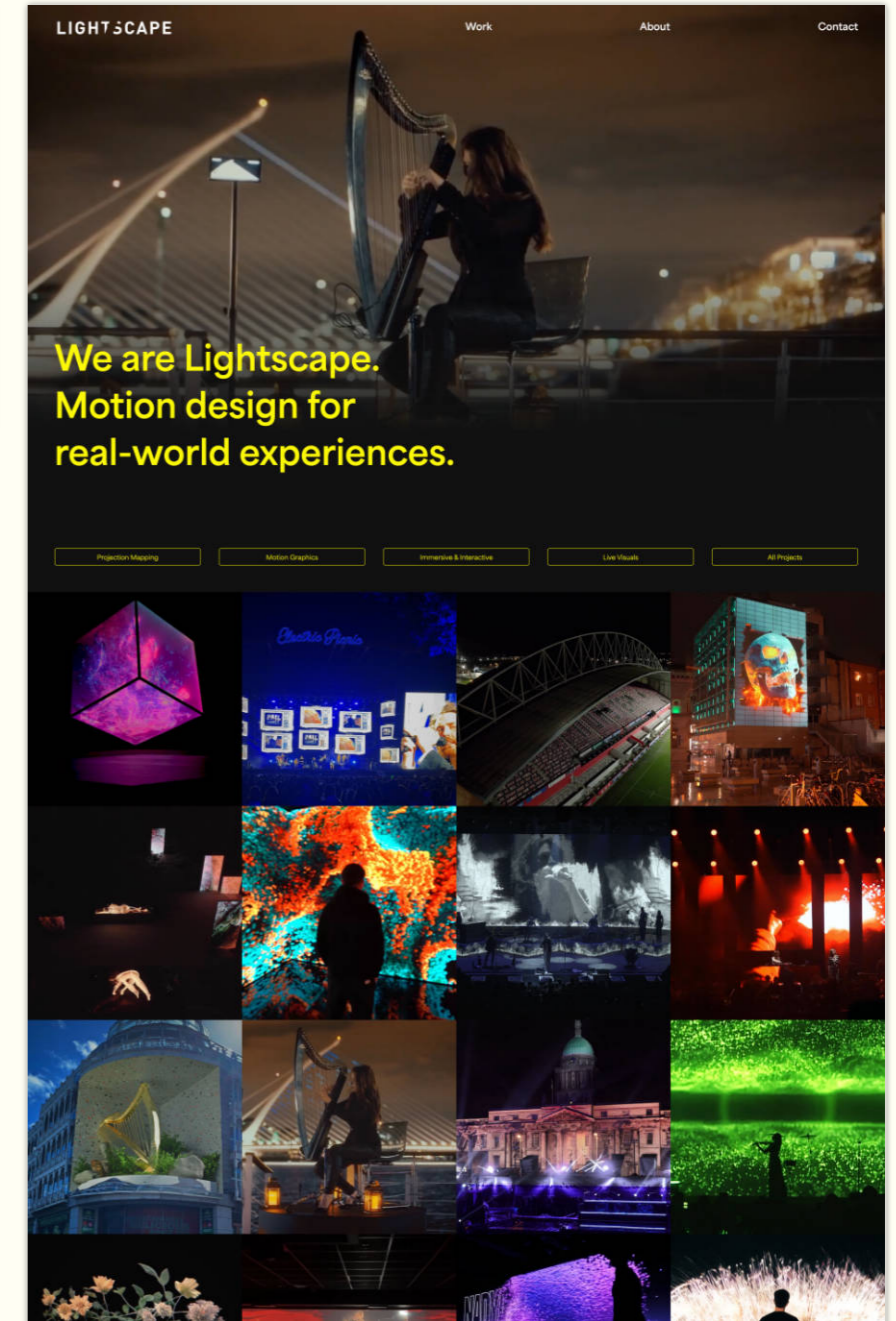
Over the last decade, Lightscape have set themselves apart as one of most innovative multidisciplinary studios in Ireland, creating unforgettable experiences using light and technology to blur the lines between physical and digital spaces.

In 2023, I worked on developing a site to best showcase the wide variety of projects from projection mapping, interactive experiences, and live visuals. The core focus of the project was to create an efficient and adaptive website supporting scalable project filtering, subtle but effective interactions, and a visual tone that reflected their innovative nature.

Before



After



## The Challenge

In the old site there was a strict categorisation of projects, but as many overlapped this caused issues identifying the correct category, and diminished discoverability and potential scalability.

### Key issues raised

①

Overly strict categorization and filtering options limited discovery

②

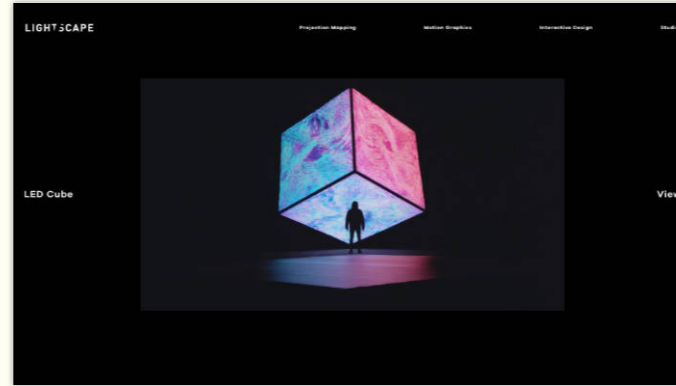
Inconsistency and overcomplexity in page content, diminishing scalability

③

Main videos were not prioritised, and needed more prominence

④

Lack of distinctive UI and animation systems





#### Above

Strict project categorisation limited content overlap and reduced opportunities for project discovery

#### Below

Free-form image layouts on project pages introduced unnecessary complexity and created challenges for future scalability



#### Above


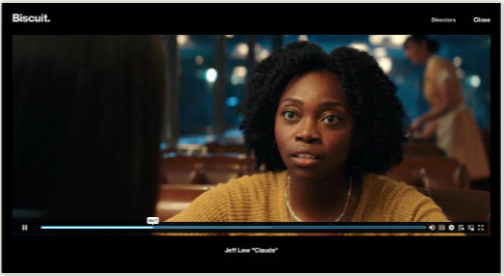
The absence of a prominent landing video and limited visibility of the primary video reduced opportunities for user engagement

# Research & Strategy

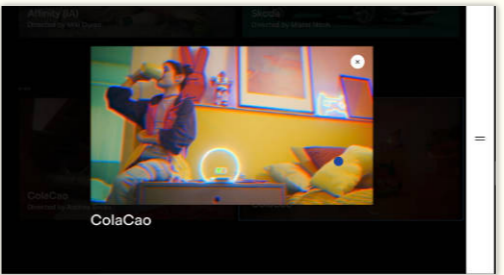
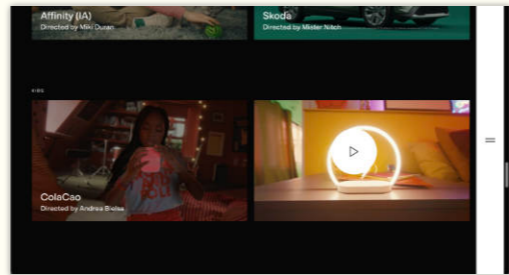
Researched video-led portfolio websites, to gain insights into information architecture, visual tone, and filtering procedures, then refined through an iterative design process and testing.

## Areas of investigation and exploration

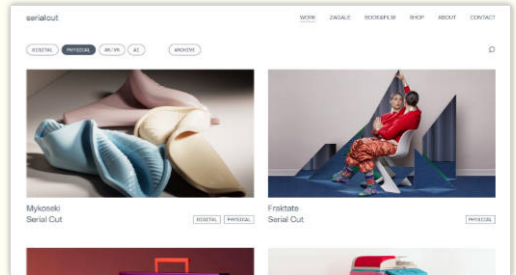
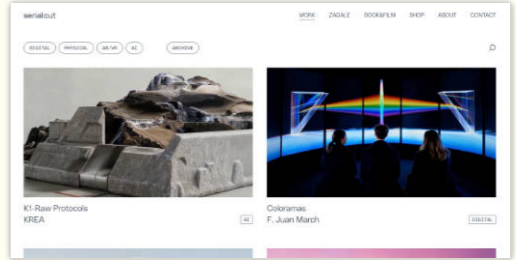
- ① Analysis of content filtering systems for ease of use
- ② Refinement of project pages to shift focus to video content
- ③ Creation of a simplified page layout to improve scalability
- ④ Development of component styling and interaction systems



**Above and right**  
Biscuit utilised a short landing video with a simple pathway to the main content, along with a modal containing supporting project information



**Above**  
Glassy Films employed custom cursor interactions and a semi-transparent video modal to create visual depth, supported by a minimal player interface for a refined viewing experience


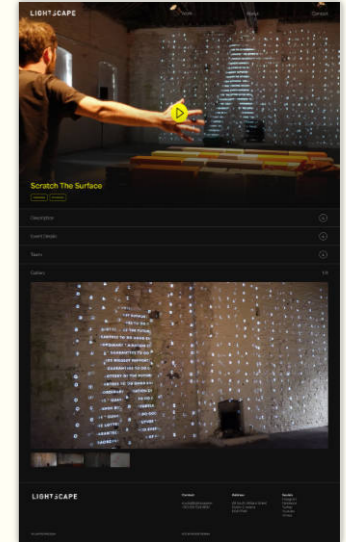
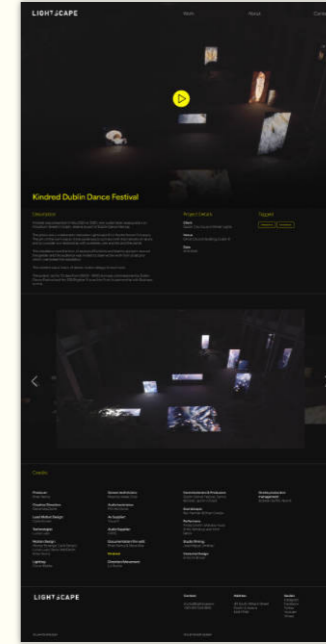
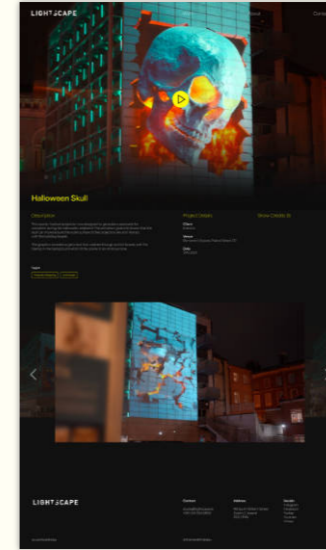
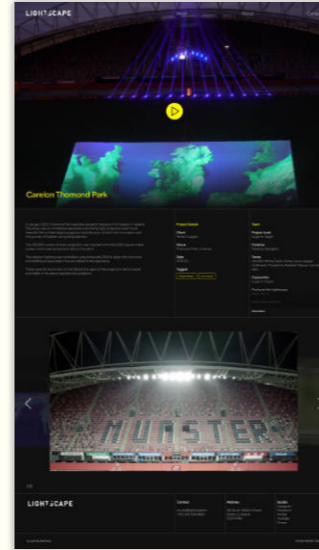


**Above**  
Serial Cut incorporated hover-to-play interactions and a dynamic filtering system, encouraging exploration while enabling projects to exist across multiple categories

# UX Planning & Component System

Iterative wireframing and component development used to define navigation, user flows, hierarchy, and interface consistency.

**Right**  
Later-stage project page iterations exploring methods for presenting project descriptions, credits, and gallery layouts



**Left**  
Development of a custom play button component and refinement of the project's typographic hierarchy

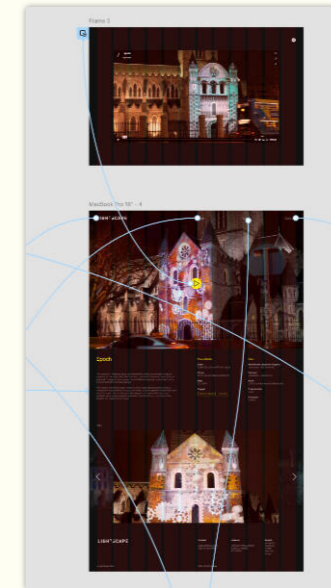
**Award-winning studio Specialising in Projection Mapping, Interactive, Immersive and Live Visuals & Stage Design This is Area**

This projection mapping piece was designed to reflect the concept of "Epoch", meaning "An extended period of time, esp. one in which there are new advances and great change." In recent years our world has increasingly succumbed to the turbulent effects of climate change. With Epoch we tried to subtly weave in some visual representations of issues caused by this turbulence. Doing so, we hoped to encourage our audience to think about its impacts from a distance. We designed this piece with a focus on aesthetic value intertwined with important narrative of how our choice in the present can impact on the future.

Commissioned for a private event in the RDS, this LED installation was designed as a main feature and to be used for public engagement with "Thinking in the Dark" exhibition. We designed a series of "visuals" that gave a narrative, representation or underlying "truth" of the universe. The quality of the content became a primary focus, ensuring the elevation of single frames to become a cinematic experience for the audience.

The project itself is based on a series of visual elements that we began with a series of sketches and then moved into a series of digital assets and animations. The focus was on the interplay of light and shadow, and the use of light to create a sense of depth and movement. The result is a series of visual elements that are both aesthetically pleasing and narratively powerful.

In order to maximize the effectiveness and impact of the video content we rendered these large point-to-point digital assets; the perspective the audience would have through their deepened position in the venue.

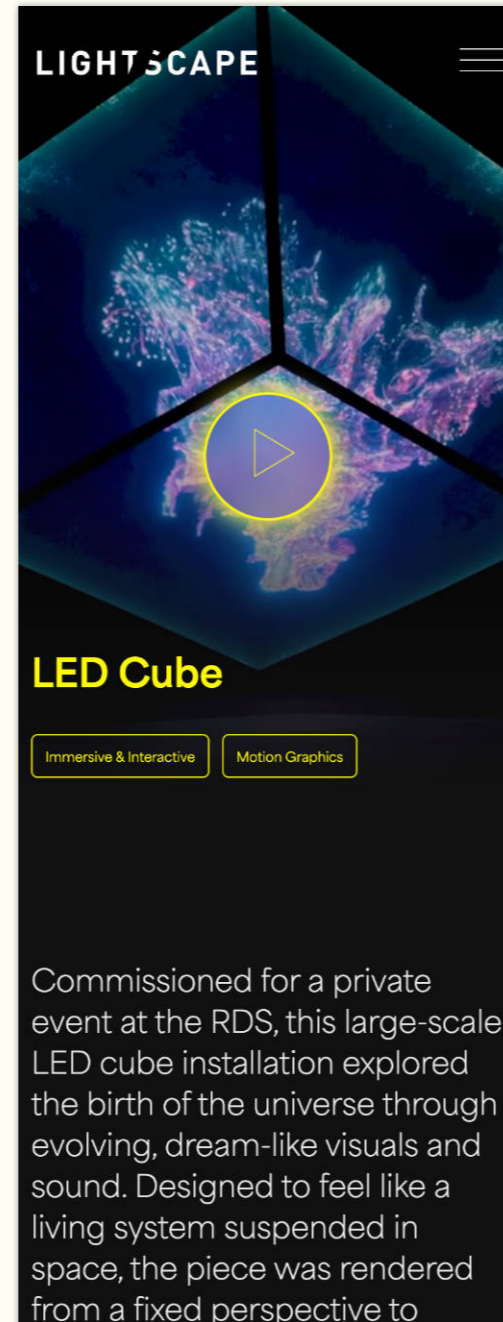


**Left**  
Examination of the user journey for accessing and viewing the primary video within a modal environment

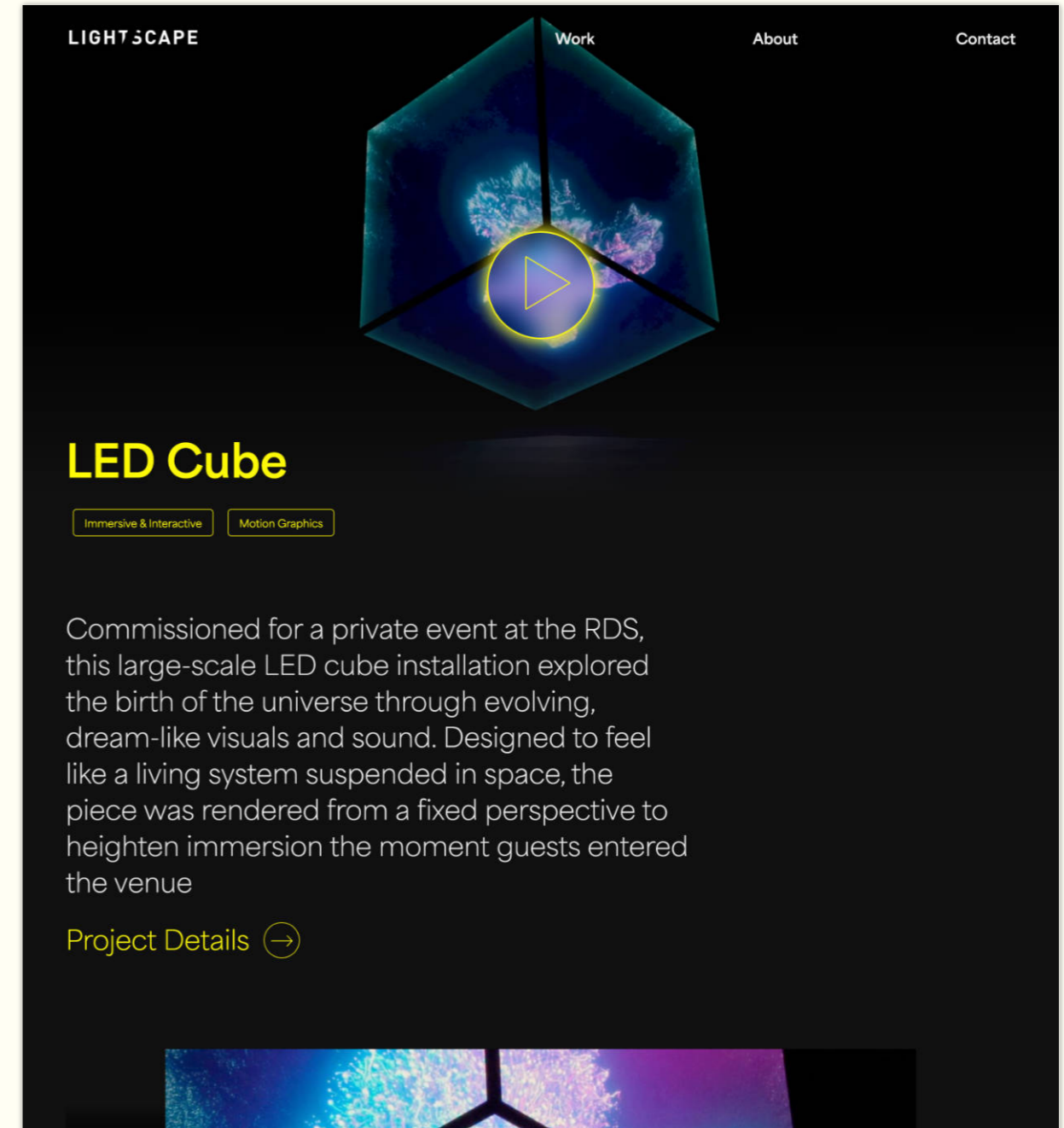
## Final Outcomes

Selected final designs of the homepage, filtering system, project page and video and content interaction, demonstrating improvements to content hierarchy, navigation, and user engagement.

Mobile project page



Desktop project page



Top — About us page

LIGHTSCAPE Work About Contact

## Multidisciplinary studio specialising in creating visual and immersive experiences beyond screens.

We collaborate with clients and partners across a broad range of industries worldwide, using light, technology, and motion to blur the lines between digital and physical space. Our work spans every stage of production, from early creative exploration and content creation to research, development, and on-site technical delivery for projection mapping, immersive environments, interactive installations, motion design, and live visuals.

### Our Process

Every project starts with a conversation to explore ideas, goals, and possibilities. We define the technical approach, budget, and timeline collaboratively, with clear communication throughout. From design to delivery, we work closely with clients and partners to ensure a smooth, responsive process.

Middle — About us page

### Who we've worked with

In addition to creating content for projection mapping, we create high-end motion graphics for brands, live music tours and commercial clients. We work at every stage from mood boards to motion samples, from production to on-site playback.

### FAQs

WHO WE ARE

- Who are you? +
- Where are you based? +
- Where else can I find your work? +
- Are you hiring? +
- Do you work with freelancers? +
- Do you take on interns? +

WHAT WE DO

- What is projection mapping? +
- How much does projection mapping cost? +
- Will a projection be visible during the daytime? +

Contact page

LIGHTSCAPE Work About Contact

## Get in Touch

We would love to hear about your project, so please shoot us an email and we will be in touch.

Contact Details  
studio@lightscape.ie  
+353 (01) 584 4666

Address  
49 South William Street  
Dublin 2, Ireland  
D02 FP49

LIGHTSCAPE

Contact	Address	Socials
studio@lightscape.ie +353 (01) 584 4666	49 South William Street, Dublin 2, Ireland, D02 FP49	Instagram Linkedin

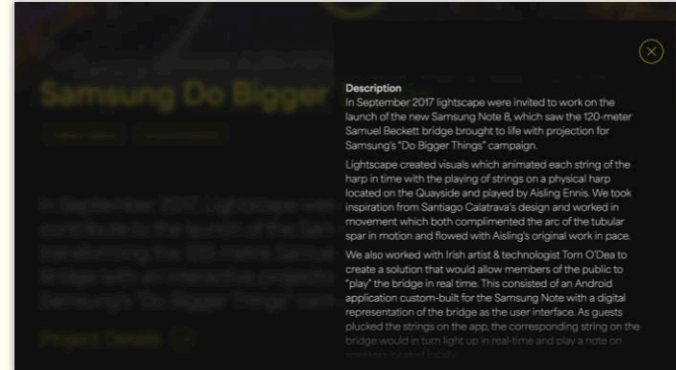
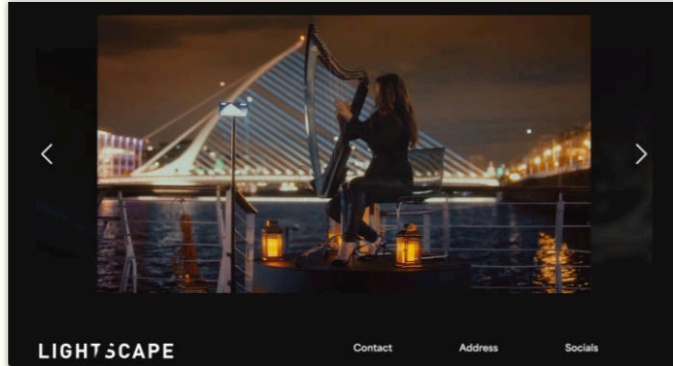
See on Map

© LIGHTSCAPE 2024 SITE BY REVERT DESIGN

## Case Study Two | Lightscape

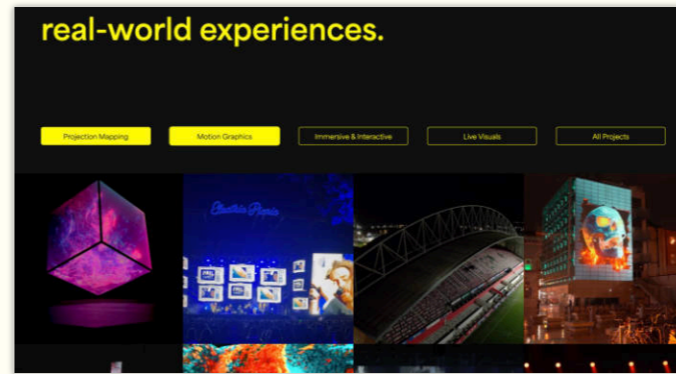
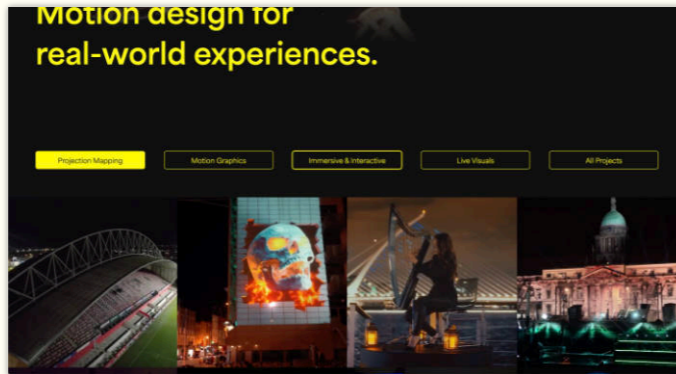
### Project page content layout

Project pages now feature consistent and condensed layouts, with descriptions displayed within overlay modals and imagery presented through adaptive galleries, supporting long-term scalability



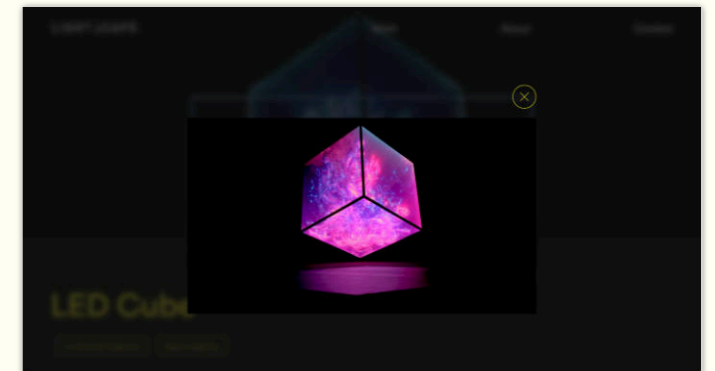
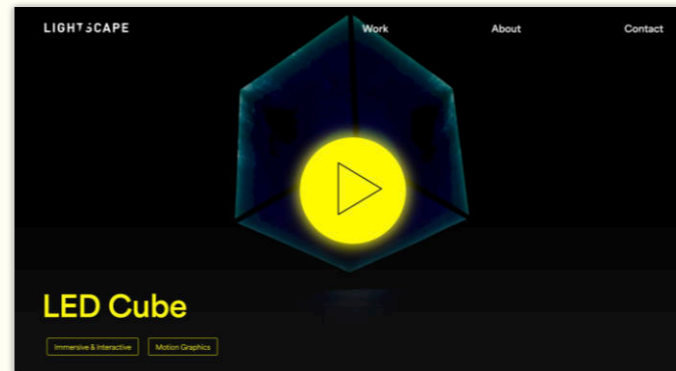
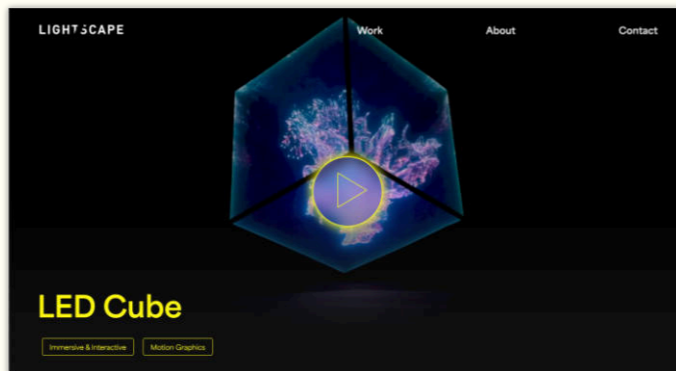
### Categorisation

Project filtering has been simplified, creating greater opportunities for users to explore a broader range of portfolio work from a single location



### Interactions

Enhanced hover interactions across project listings and project pages encourage engagement while establishing a distinctive UI language aligned with the brand's identity



## Reflection

The end result was a website that reflected the multidisciplinary nature of the practice, allowing for improved searchability, a greater focus of video content, and simplified layouts for future flexibility.



## Collective Intelligence

Motion Graphics

3D animation and motion graphics for management conference, illustrating the company's vision of AI as a tool for empowerment, collaboration, and innovation.

Project Details [→](#)

# Rhatigan Architects

Launch Date:  
2024

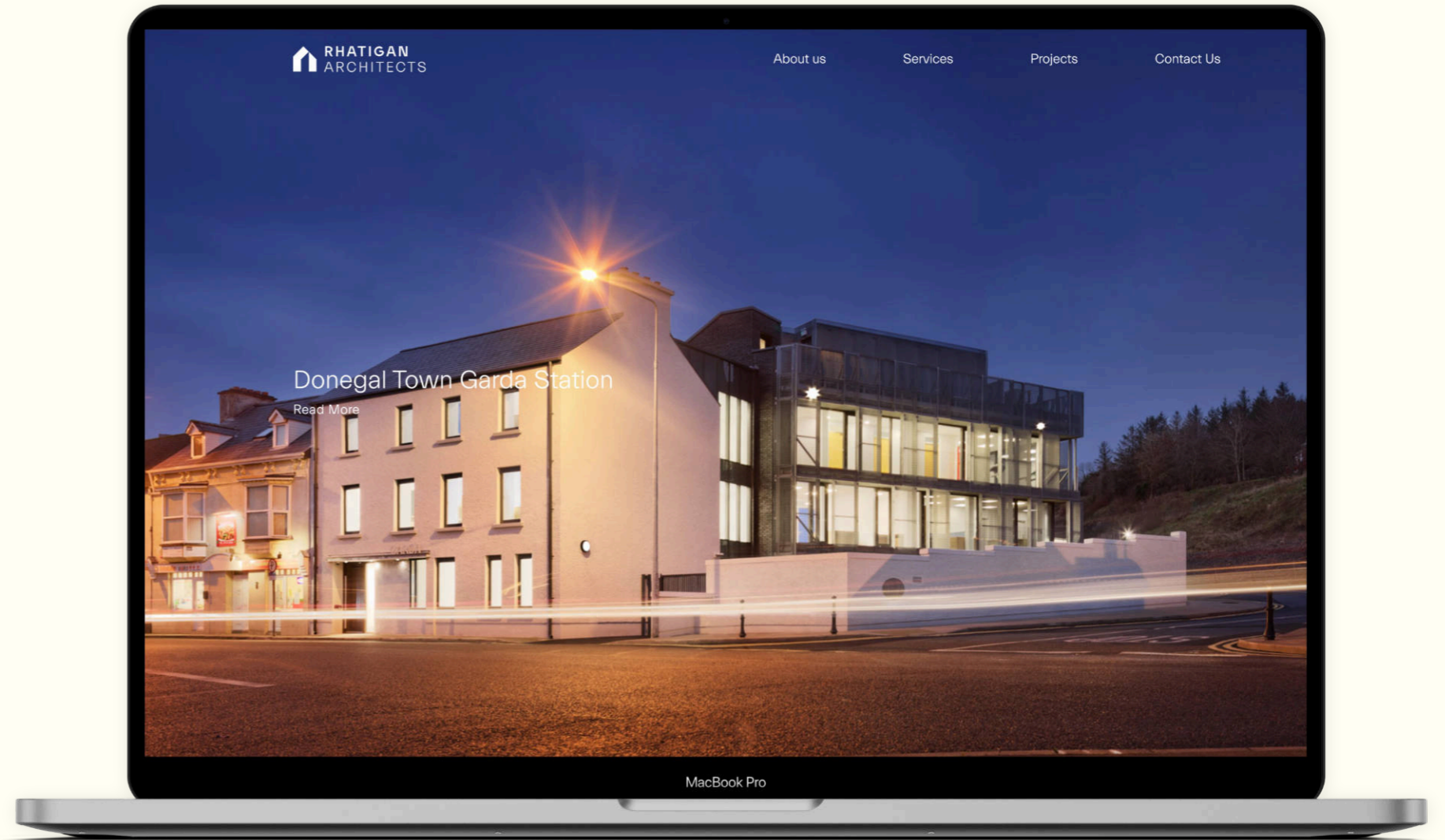
Designed on:  
Figma

Built on:  
Webflow

Code Used:  
HTML, CSS, Javascript

See More

[rhatiganarchitects.ie](https://rhatiganarchitects.ie)

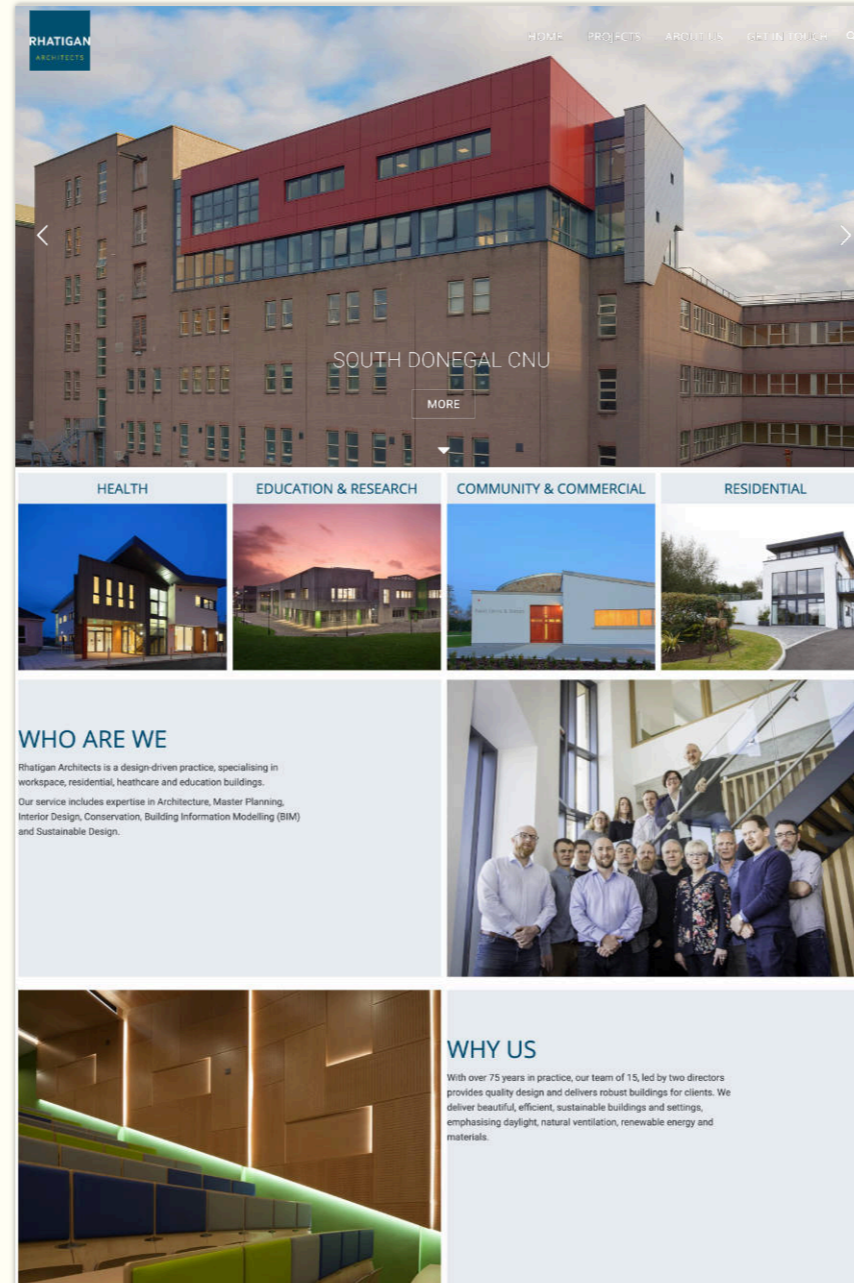


# Overview

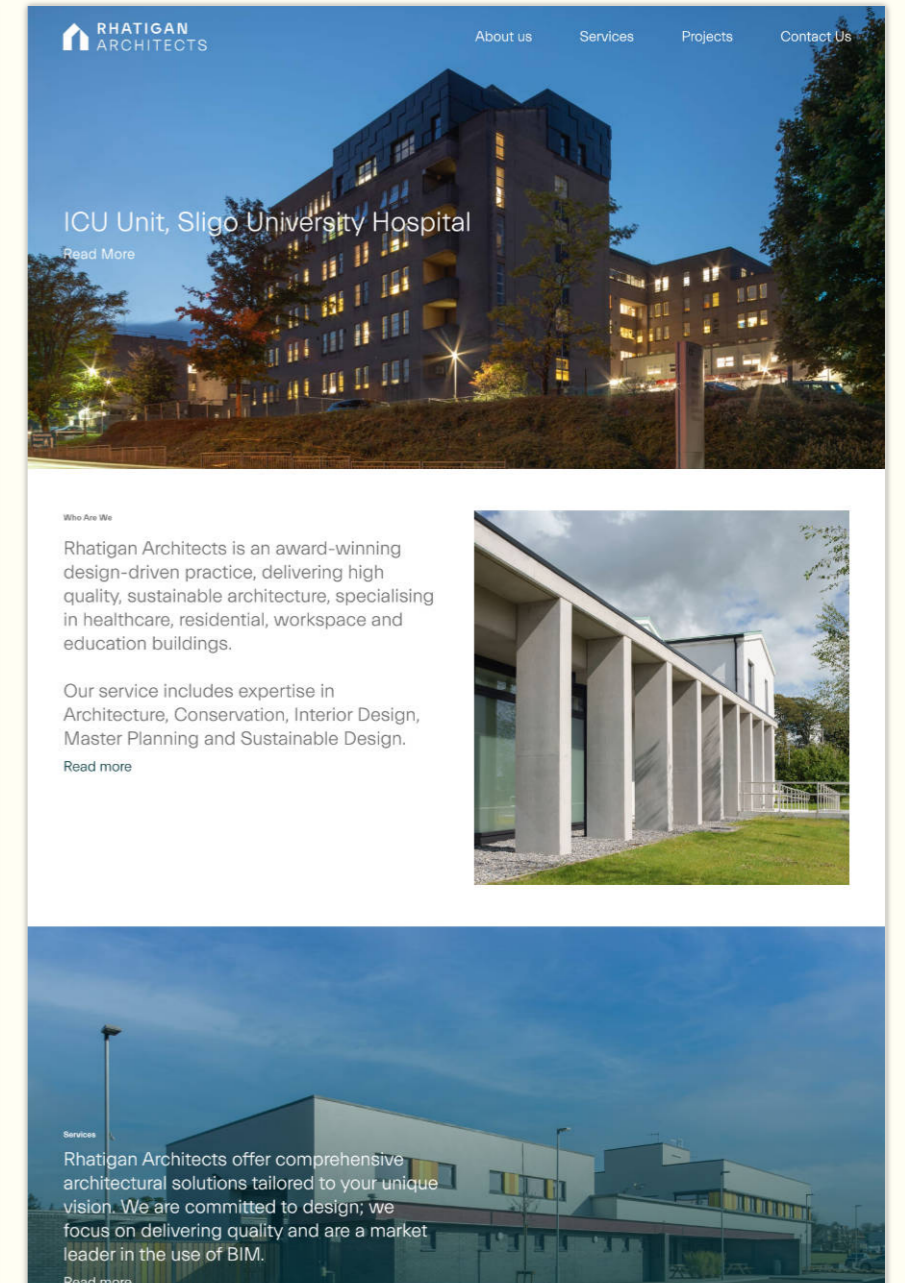
Founded in 1939, Rhatigan Architects have been at the forefront of innovation and have developed a strong reputation for delivering quality projects in various sectors, from healthcare to residential.

In 2024, I worked on developing a new site to showcase their wide range of projects, both historical and upcoming, in a timeless and elegant manner, reflecting the practice's ethos.

## Before



## After



## The Challenge

The previous site lacked responsiveness, and failed to reflect the brand's ethos, with issues with both typographical hierarchy and lack of a clear design system.

### Key issues raised

①

No clear design system

②

Multiple responsive inconsistencies

③

Limited typographical hierarchy

④

Lack of visual rhythm, and content feeling compressed




#### Above

Lack of typographical system, with no real contrast between regular and bold weights, reduced the ability to denote hierarchy and focus



#### Above

Project description and hero image were competing for attention in landing section, diminishing the impact of both



#### Above

Some issues with images not responsive on mobile devices and larger desktops, with rigid layout structure preventing portrait images to show correctly on certain devices



#### Above

The combination of tight margins and a rigid layout led to a cramped presentation, reducing visual hierarchy and causing content to be perceived as a single block rather than distinct, digestible sections.

# Research & Strategy

Exploration of current datasets and CMS structures, analysing competitors, and assigning a clear design system and typographical approach across all outputs.

## Areas of investigation and exploration

- ① Introduce a robust and flexible design system
- ② Develop effective responsive designs
- ③ Emulate brand values through layout and animations
- ④ Organise and display content in a frictionless manner

IT SLIGO  
BLOCKS C&D- I.T. SLIGO – SCHOOL OF BUSINESS AND SOCIAL SCIENCES

Client: IT Sligo  
Year: 2018

Location: Sligo, Ireland  
Size: 11,155m²

**Above and right**  
Through comparative analysis of leading architectural websites, key project information was identified and prioritised, informing how content should be structured and emphasised, as demonstrated by the Link Arkitektur website

LINK Arkitektur

Projects Services Sustainability About Career Contact

Lidl HQ, Godsbanen

Location Aarhus, Denmark	Client Lidl Danmark	Status Completed	Gross Area 27.300 m²	Photo Adam Merk
Services Architecture, Sustainability	Sectors Commercial			

Offices and multi-storey parking interact with a new

Tema

Kampen om pladsen  
Klimakrise, biodiversitetskrise, fødevarerkrise, boligkrise, energi- og vandkrise - er i sidste ende også pladskrise.

Tema

Byggeri for mennesker  
Vi bygger for mennesker, og alligevel er byggeriets fokus oftest teknisk. Vi glemmer, at byggefaser er undtagelsen og dagligdagen det normale. Vi ser på husene.

Tema

Fra det gravede til det groede byggeri  
Byggematerialer, der er groet frem for gravet. En brancheændring fra de nuværende tunge og ensartede materialer, til materialer som er dyrket over jorden og som...

**Above**  
The Smith Innovation website utilises simple yet elegant hover states that reinforce a sense of professionalism while subtly elevating the brand's perceived value

**Right**  
The Henry J Lyons website employs a clear and effective typographic hierarchy that guides user attention and supports focused engagement. Generous use of white space further enhances readability, allowing content to be consumed more easily and efficiently

Henry J Lyons

Architecture • Interiors

Studio Services Projects People Insights Contact

Two Grand Parade

The careful dialogue between old and new creates a distinctive presence that respects the original building's architectural legacy while meeting modern workplace demands.

Situated between Grand Parade and Dartmouth Road, the development encompasses the former Carroll's Tobacco Group Headquarters, a protected structure originally designed in the 1960s and listed in the Dublin City Council Register of Protected Structures.

Client  
Hines

Project Area  
14,000 m2 [150,700 sq ft]

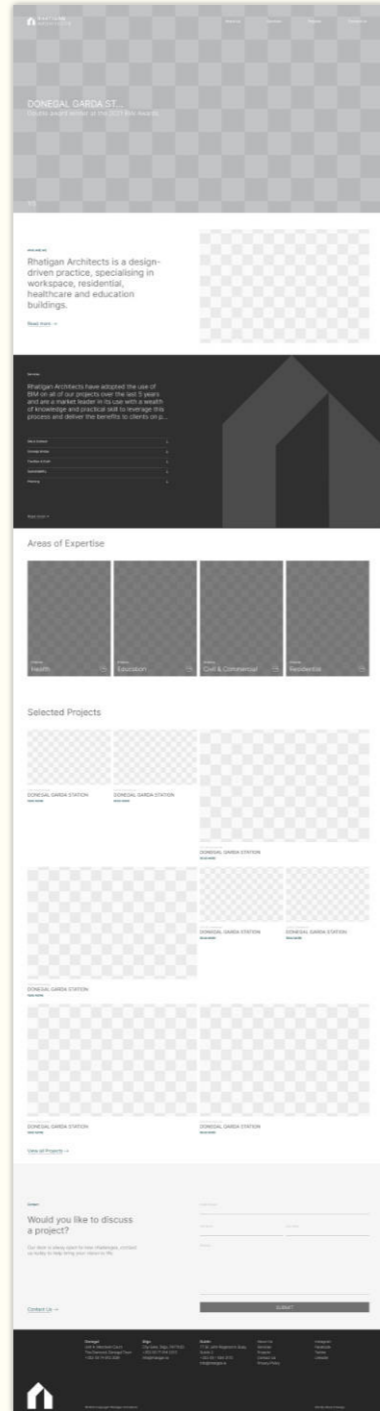
Sector  
Workplace, Adaptive Re-Use

Sustainability  
LEED Gold, BER AS

The architectural approach delivers a cohesive development that enables the original building to function as a modern workplace while respectfully acknowledging its heritage through thoughtful material references and modular elements in the new extension. The horizontal emphasis of the existing protected structure creates a compelling counterpoint to the stepped form of the new building extension. This design dialogue is evident through consistent elements: expansive ribbon windows, curved brick volumes, bronze fins, generous terraces, and an extended landscaped plaza at street level.

# UX Planning & Component System

Examination of content hierarchy and component design features, through a robust iterative wireframing process.



## Left

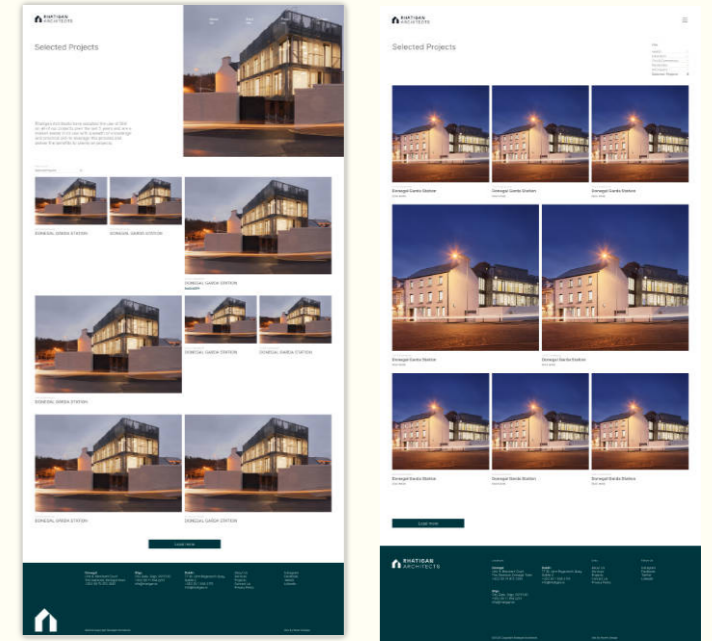
Initial homepage wireframe exploring overall page structure, content hierarchy, spacing, and typographic treatment

## Right


Later-stage project page concepts assessing project card layouts, sizing variations, and alternative hero section treatments

## Below

Early-stage exploration of project category navigation and content organisation



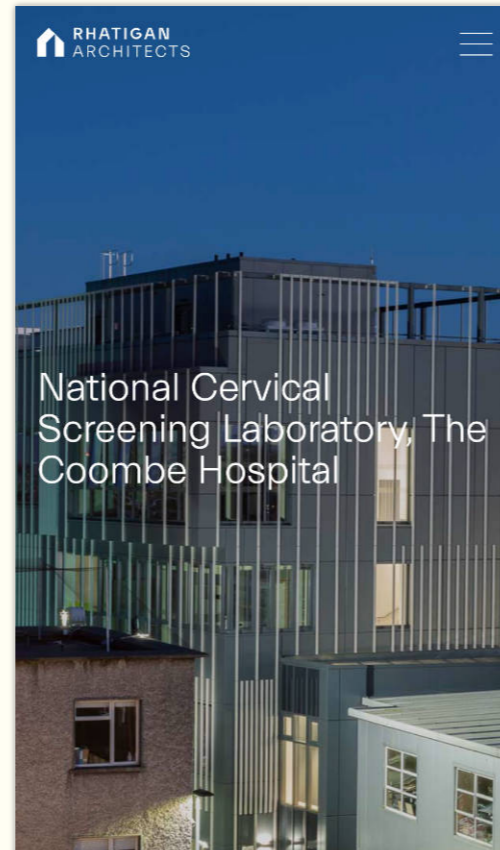
## Areas of Expertise



# Final Outcomes

Key finalised screens, including the project page, staff section, services page, and all projects page overview, highlighting notable improvements across the user experience.

Mobile project page

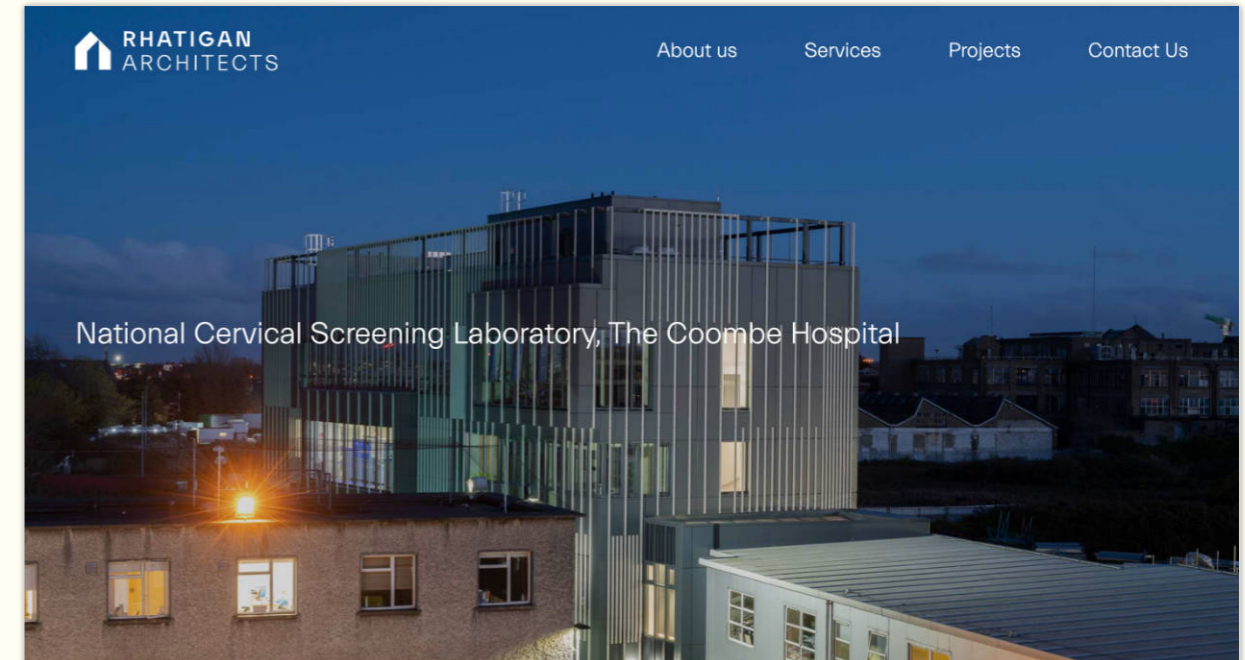


**About**

A project of national significance involving the delivery of a new four-storey laboratory building and the internal refurbishment and upgrade of the existing adjacent labs, commissioned to develop an optimised pathology department and National Centre of Excellence for Screening Services.

The linear rectangular building is positioned adjacent to the existing pathology labs at the rear of the hospital, the narrow building plan width facilitating

Desktop project page



**About**

A project of national significance involving the delivery of a new four-storey laboratory building and the internal refurbishment and upgrade of the existing adjacent labs, commissioned to develop an optimised pathology department and National Centre of Excellence for Screening Services.

The linear rectangular building is positioned adjacent to the existing pathology labs at the rear of the hospital, the narrow building plan width facilitating the creation of double aspect, bright working spaces.

A glazed link acts as the connection between the new and pre-existing labs, within which a welcoming double height foyer space serves as both a reception area and as an arrival space.

**Client**  
Coombe  
Hospital

**Size**  
1,410sqm





















**Sector**  
Healthcare  
Selected  
Projects

**Status**  
Completed  
2022

**Value**  
€13m

Our People section

### Our People

 Trevor James Director	 Ian Pudney Director	 Gavin Phelan Director	 Przemek Raiwa Director
 Iseult O'Clery Associate	 Deborah Martin Associate	 Adrian Rooney Associate	 David Ivers Associate
 Brendan Costello Associate	 Gordon Chrystal Associate	 Steven Hall Architectural Technologist	 Margaret Brett Office Accounts
 Chris Neill Architectural Technologist	 John Lunny Architectural Technologist	 Gary McGurrian Architectural Technologist	 Jacqueline Masterson Office manager
 Mark Devlin	 Patrick Healy	 Huoh Haran	 Natalia Kikava

Services page



**RHATIGAN ARCHITECTS** | About us | Services | Projects | Contact Us

**Services**

We work at a range of scales, offering comprehensive architectural solutions tailored to your unique vision with a focus on creative design and precise delivery.

Our services include Architecture, Conservation, Master Planning and Sustainable Design.

We also provide Feasibility Studies, Interior Design, Landscaping, Project Management, Conceptualisation, Project Supervisor Design Process (PSDP) and BCAR Design / Assigned Certifier roles. Our creativity and energy are backed up by strong expertise in the production of quality and detailed documentation.

### Areas of Expertise

<p><b>Architecture</b></p> <p>Architecture is at the heart of who we are and what we do. We work collaboratively, offering full architectural services that are tailored to the unique needs of every brief, site and client.</p>	<p><b>Sustainability</b></p> <p>Rhatigan Architects deliver high quality energy efficient projects with a focus on sustainability. All our projects have their environmental impacts considered from conception. Each project is driven by a conscious approach to</p>	<p><b>Planning</b></p> <p>We have extensive experience preparing designs for planning and guide our clients from inception through the entire process to lodgement. We have established strong relationships with Local Authorities and have a</p>	<p><b>Conservation</b></p> <p>The practice has evolved an expertise in conservation works with multiple staff accredited by the RIAL. We take a positive approach to the protection and conservation of our heritage within a current active and living</p>
---	--	--	---









All Projects page

**RHATIGAN ARCHITECTS** | About us | Services | Projects | Contact Us

### Selected Projects

Filter

- Selected Projects (All Projects)
- Healthcare (Education)
- Civic (Residential)

 Healthcare National Cervical Screening Laboratory, The Coombe Hospital	 Civic Donegal Town Garda Station	 Healthcare Ballyshannon Community Nursing Unit
 Healthcare Tuam Mental Health	 Healthcare Theatres, Merlin Park University Hospital	 Healthcare ICU Unit, Sligo University Hospital
 Healthcare Merlin Park Ambulance Base	 Civic Showgrounds, Sligo Rovers	

**Contact**  
Would you like to discuss a project?  
Contact us at info@rhatigan.ie

**Locations**

**Sligo**  
City Gate, Sligo, F91 TX2D  
+353 (0) 71 914 2213

**Dublin**  
Suite 210, 15 Earlsfort Terrace,

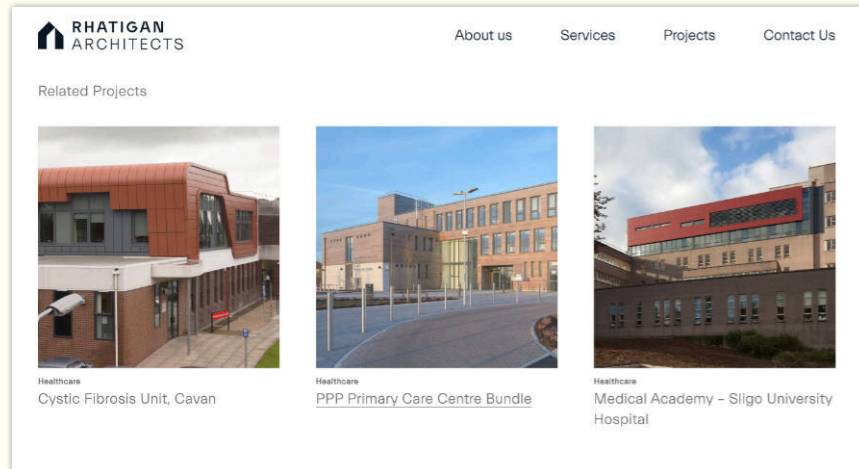
**Links**

- About Us
- Services
- Projects
- Contact Us
- Privacy Policy

**Follow Us**

- Instagram
- Facebook
- LinkedIn
- YouTube
- X

## Case Study Three | Rhatigan Architects



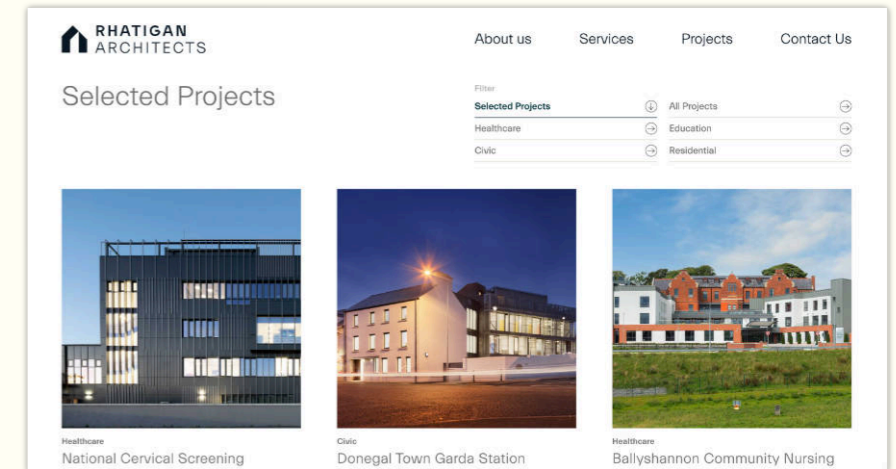
### Interactivity

Simple but effective hover states reinforce the brand's professionalism while subtly reflecting its visual identity



### White space

Increased spacing improves readability, reduces visual density, and allows content to breathe

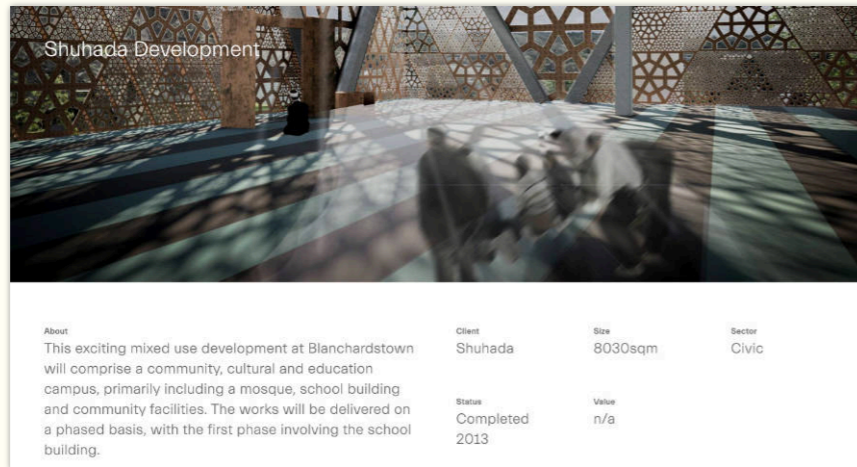


### Filtering system

A simplified filtering system improves content discoverability and scannability, while refined transitions create a smoother browsing experience


### Typographical hierarchy

A well-defined typographical hierarchy guides attention and improves content comprehension



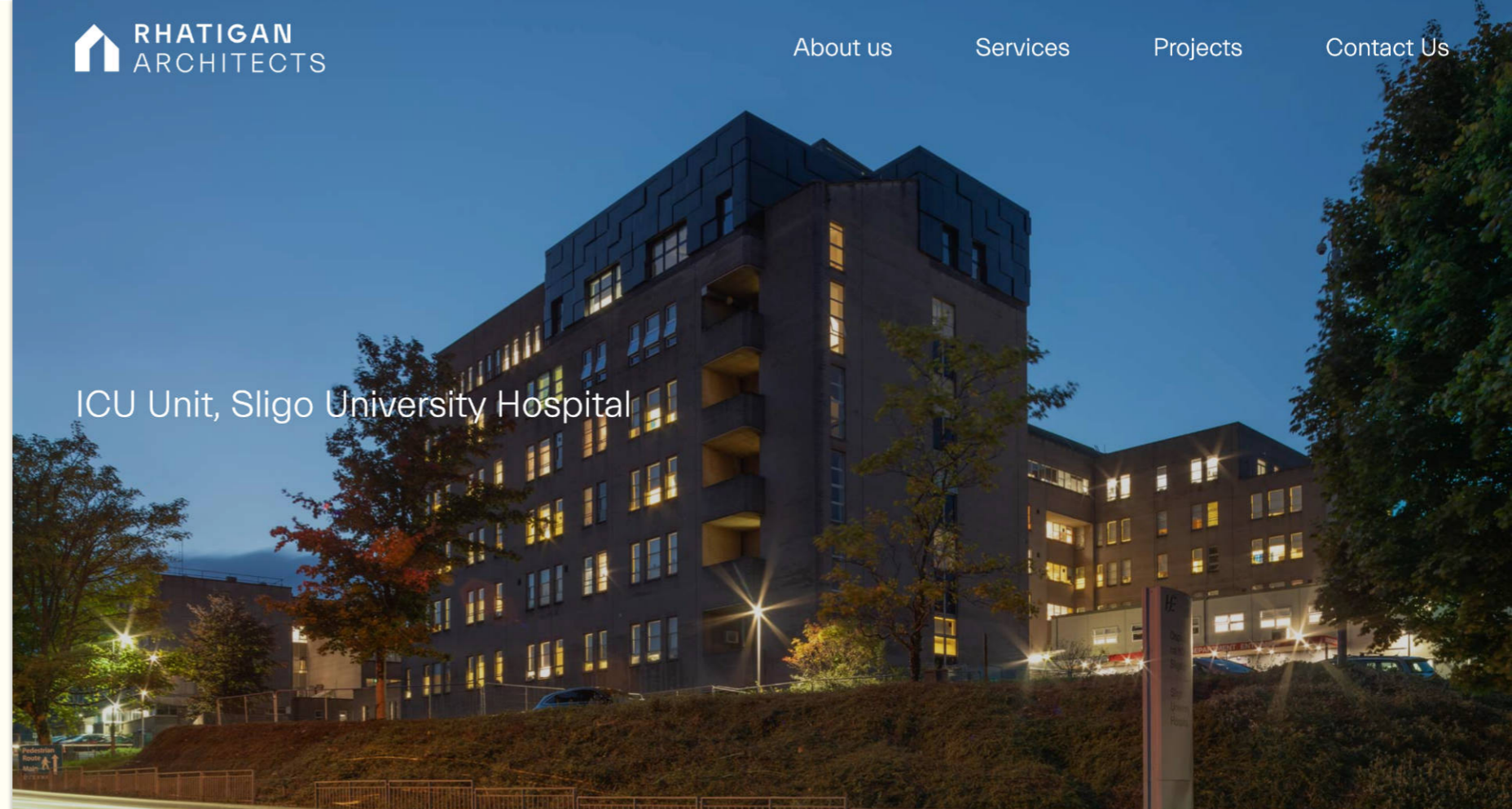
### Adaptability

Adaptive, responsive layouts ensure a consistent experience across devices while supporting future growth and scalability



## Reflection

The final site reflects both the brand's aspirations and historical legacy in a refined manner, allowing for future growth. Through a combination of a refined typographical and design approach, and in a fully responsive framework.



ICU Unit, Sligo University Hospital

### About

This project involved the expansion of the existing ICU Department at Level 8 of Sligo University Hospital through the construction of a dynamic structure located on the corner of the rooftop.

The project, which was brought about to deal with the ongoing threats of the Covid-19 pandemic, delivered 4 isolation rooms together with ensuites and associated airlock lobbies. The black undulating façade has been carefully articulated to deliver a play on light and shadow, visible from various vantage points around Sligo town

### Client

HSE

### Size

330sqm

### Sector

Healthcare  
Selected  
Projects

### Status

Completed  
2023

### Value

€3m

# Thank you

If you'd like to contact me for more information, please feel free to get in touch via the channels below:

---

**Email**  
[shanebonfield@gmail.com](mailto:shanebonfield@gmail.com)

**Phone**  
[+353 \(0\) 87 787 2633](tel:+353(0)877872633)

**LinkedIn**  
[Shane Bonfield](#)

**Website**  
[shanebonfield.com](http://shanebonfield.com)

---